

Agence Nord:

ZA Object'ifs Sud - Lot A3
6 Allée Emilie du Châtelet
14123 Ifs
tél : 02.31.34.50.74
fax : 02.31.34.55.17



Agence Est:

Parc Club des Tanneries
2 Rue de la Faisanderie
67380 Lingolsheim
tél : 03.88.04.01.81
fax : 03.68.93.01.52

Agence Sud:

Bât Le Venango, 392 Rue Jean Dausset
AGROPARC - BP11575
84916 Avignon Cédex 9
tél : 04.90.27.17.95 fax : 04.90.27.17.52

www.deltalabo.fr
info@deltalabo.fr

703 Laboratory Conductivity Meter

The requirements for lab measurements become stricter every day. Quality assurance and measurement documentation in accordance with GLP are a must in many areas.

With its numerous safety functions and record printouts at keystroke, the 703 Laboratory Conductivity Meter considerably simplifies this work for you.

Fullcheck

automatically checks the device functions during power-on. Also during operation, a complete instrument check can be carried out at a single keystroke. Here, also display and keypad are checked besides the electrical characteristics.

Record printouts

With record printouts of the device self-test, the calibration, and the parameter settings, it is possible (as part of quality management to ISO 9000 and GLP) to document the operability and the regular maintenance and calibration of the meter.

Sensoface

Sensoface monitors the sensor and measuring equipment and provides information on sensor selection and handling. It reports clock memory loss and requests regular checks in accordance with GLP.

Calibration

Unknown cell constants can easily be determined with a standard calibration. The meter automatically takes the TC of the calibration solution into consideration, calculates the cell constant and displays it. Of course, a known cell constant can also be entered directly.

Analog output

The galvanic isolation of the recorder output prevents the measured values from being influenced by the connected peripherals. Measurement continues unimpaired.

EMC

EMC design protects the meter from electromagnetic interferences, ensuring reliable measurement results even under unfavorable conditions. This makes the Model 703 the first laboratory conductivity meter that completely fulfills the EMC recommendations of NAMUR.

The Model 703 offers a wide range of practical features to meet the numerous requirements of everyday measuring tasks.

Automatic switchover to 4-electrode or 2-electrode operation

With the Model 703 you can use either 4-electrode or 2-electrode sensors. The measuring input is automatically switched to the appropriate operating mode.

Temperature compensation manual or automatic

Temperature compensation takes place either automatically with Pt 1000/NTC 30 kOhm temperature probes or manually.



703 Laboratory Conductivity Meter



Standard RS 232 interface

Via the standard RS 232 interface your data can be immediately processed by a computer. Even direct output to a printer is no problem.

GLP records at the press of a key

Records of the parameter setting, calibration, and device diagnostics can be output directly to a printer. This provides you with comprehensive GLP-compatible documentation at the press of a key.

Automatic adjustment of display range

The meter automatically selects the display range with the greatest possible resolution. Of course, the desired display range can also be specified manually.

Easy-to read LED display for two measured values

The large, bright LED display allows simultaneous readout of two measured values, such as conductivity and temperature. The 14-segment display can show alphanumeric characters.

Double insulation provides electrical safety in wet locations











The well-designed enclosure has proved successful in practical use. A waterproof membrane key-board and drain grooves protect the meter from moisture. The robust, stainless steel covered enclosure resists even strong mechanical stress.

The facts

- Measurement ranges from 0.000 $\mu\text{S}/\text{cm}$ to 2000 mS/cm
- $<1.000 \mu\text{S}/\text{cm} \dots >1000 \text{mS}/\text{cm}$ with one sensor
- Records for QM documentation to ISO 9000 and GLP
- Calibrated analog recorder output, galvanically isolated
- Sensoface monitoring of sensor and measuring equipment
- Automatic calibration with standard solutions
- EMC to NAMUR
- RS 232 interface for computer and printer
- Two measured value displays, simultaneous
- Self-contained clock
- Liquid-proof membrane keypad
- Robust enclosure
- IP 54 protection



Keypad

Exit function and return to measuring mode	Print currently measured values or function data	Select line, edit value or select variable	Select parameter or position	Select line, edit value or select variable
				
				
On/off (standby)	Activate calibration	Activate parameter setting	Activate diagnostics	Take over value or entry

Record printouts

Records of parameter setting, calibration and diagnostics are particularly helpful for QM documentation to ISO 9000 and GLP.

The records can be printed out directly to any commercially available printer with serial port.

Knick 703	Calibration	19.03.21

Serial Number:	01108329	
Software Version:	1.3	
Hardware Version:	01	
Options:	No	

Last Calibration:	19.03.21 10:03	
Data Entry		

Cell System Data		
Cell Constant:	1.240/cm	

Knick 703	Diagnostics	19.03.21

Serial Number:	01108329	
Software Version:	1.3	
Hardware Version:	01	
Options:	No	

Last Fullcheck:	19.03.21	09:55
RAM:	-ok-	
PROM:	-ok-	
EEPROM:	-ok-	
Output:	-ok-	
Amplifier:	-ok-	
Accumulator:	-ok-	
Display:	-tested-	
Keys:	-ok-	

Sensoface(++/oo/--)		
Cell Range:	++	
TC Temperature:	++	
GLP Timer:	++	
Accumulator:	++	
Date check:	++	

Knick 703	Parameter Setting	19.03.21

Serial Number:	01108329	
Software Version:	1.3	
Hardware Version:	01	
Options:	No	

Manual Temperature:	25.0CEL	
Manual Compensation:	On	
Temperatur Coefficient:	2.10%/K	
Reference Temperature:	25CEL	
Sensoface:	On	
Range:	Fixed	
Cal-Solution:	NaCl 0.1Mol	
GLP Timer:	0h	
Recorder Output:	1mV/mS	
Baud Rate:	4800	
Data Bits/Parity:	7 Even	
Protocol:	No	
Interface:	Printer	
Printer Timer:	0.0min	

Time:	10:47	
Date:	19.03.	
Year:	2021	

703 Laboratory Conductivity Meter

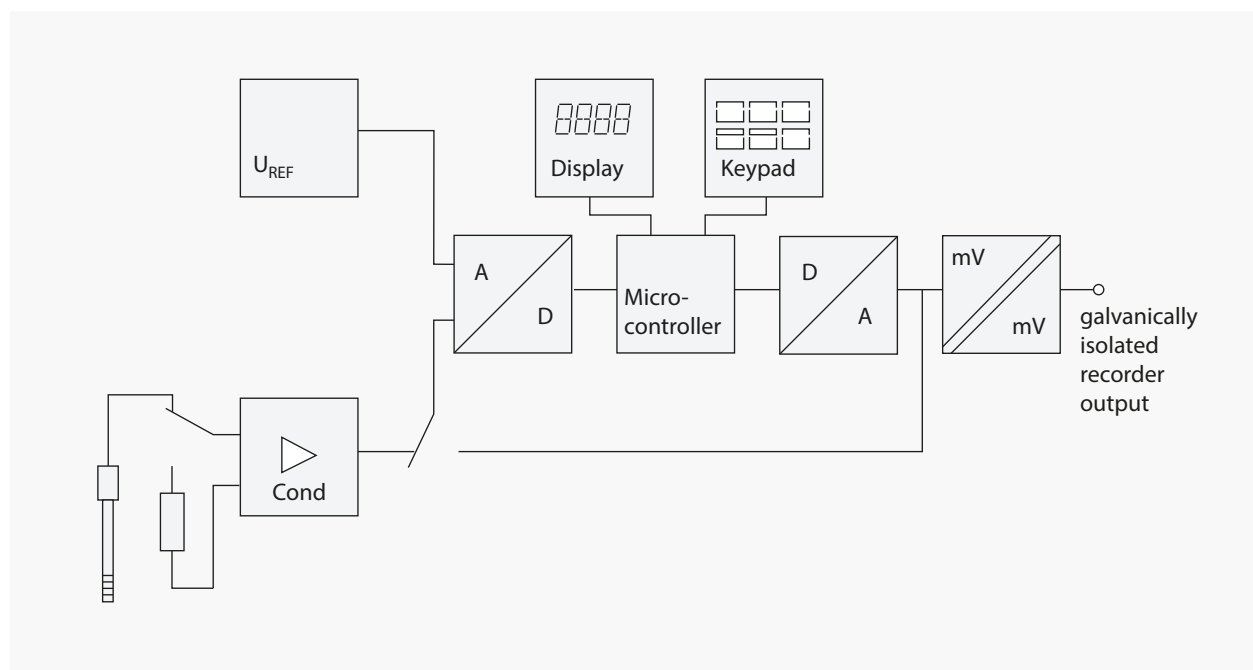
Fullcheck device self-test

For the self test the sensor is automatically switched off and the input switched over to a reference resistor. The conductivity measuring circuit is automatically checked internally.

The microcontroller sends defined voltage steps to the recorder output. These are measured with the A/D converter and compared with a highly accurate reference voltage.

This means, a complete test of the signal path is implemented with a conductivity meter for the first time.

In addition, all memories, the display, and the keypad are tested.



Specifications

Equipment	Meter with power cord, without sensor		
Ranges	LF °C	0,000 ... 9,999 µS/cm 00,00 ... 99,99 µS/cm 000,0 ... 999,9 µS/cm 0,000 ... 9,999 mS/cm 00,00 ... 99,99 mS/cm 000,0 ... 999,9 mS/cm 0000 ... 2000 mS/cm auto-ranging or manual preset*) –50,0 ... +150,0	
Display	Alphanumer. 2 x 4-digit 14-segment LED character height 13 mm measurement symbols 20 °C, 25 °C, µS/cm, mS/cm, %/K, °C, Time 3 Sensoface icons inform on sensor and measuring equipment (GLP) ³⁾		
Measuring cycle	Approx. 1,5/s		
Measuring frequencies	Approx. 40 Hz to 2 kHz, automatic adjustment by conductance		
Resolution	Up to 0,001 µS/cm		
Accuracy ¹⁾	Cond °C	<0,5 % meas. v. ±2 counts < 0,3 K	
Reproducibility ¹⁾	<0,1 % meas. val.		
Temperature compensation	–50 ... +150 °C		
	Pt 1000/NTC 30 kOhm (autom. selection) or manual		
	Linear TC characteristic ref. temperature	0,00 ... + 9,99 %/K 20 °C/25 °C selectable	
Adm. cell constant	0,001 ... 199,9 cm–1	adjustable	
Sensor standardization	Operating modes – Automatic by determining the cell constant with NaCl or KCl solution		
	Calibration solutions	KCl 0,01 mol/l KCl 0,1 mol/l KCl 1 mol/l NaCl 0,01 mol/l NaCl 0,1 mol/l saturated	
	– Direct entry of cell constant		
Monitoring of sensor	Sensoface provides information: – for selection of 2-electrode sensors – on too great a difference between reference and measuring temperature – for handling of 4-electrode sensors – on clock memory loss – in case of irregular checking of measuring equipment Optical display: good/average/poor		
Device self-test	Test of measuring electronics including recorder output, segment and keypad test during diagnostics, automatic short check at power-on		
Recorder output	Parameter settings, calibration, device diagnostics Records for QM-documentation to DIN ISO 9000 and GLP ³⁾		

703 Laboratory Conductivity Meter

continued - Specifications

	abrufbar im Diagnose-Modus oder über Schnittstelle (Drucker)	
Temperaturkompensation	Pt 100 / Pt 1000, automatische Umschaltung	
	manuell	-50,0 ... +150,0 °C / -58,0 ... +302,0 °F*)
Dead-Stop-Strom	-10 µA	
Recorder output*)	Galvanically isolated (isolation voltage: 40 V DC, 20 V AC)	
	Conductivity	1 mV/µS · cm ⁻¹ 1 mV/mS · cm ⁻¹
	°C	10 mV/°C
	user-defined for printer control	
Interface	RS 232 without control lines, galvanically isolated (isolation voltage: 40 V DC, 20 V AC), user-definable as printer or computer interface	
	Baud-Rate	600 / 1200 / 2400 / 4800 / 9600*)
	Data bits and parity	7/Even/Odd*) 8/No parity*)
	Protocol	None, xon/xoff*)
	Stop-bits	1
Software	Control of the Model 703 Laboratory Conductivity Meter is integrated in the automation software for lab meters "labworldsoft" (Fisher Scientific) for display and control of device functions for Version 4.0 or higher.	
Druckersteuerung	Ansteuerung eines Standard-Druckers mit serieller Schnittstelle, Drucken auf Tastendruck, über Printintervalltimer 0,1 ... 999,9 min*) oder über potentialfreien externen Kontakt	
Clock	Real-time clock with date, self-contained	
Calibration data storage	Automatic storage of cell constant and calibration procedure with time and date stamp, self-contained	
Data retention	Parameters, statistics, and factory settings: >10 years (EEPROM)	
	Clock	reserve power >1 year (battery-backed)
Protection against electrical shock	Protective separation as def. in DIN 57100 / VDE 0100 Part 410 and DIN VDE 0106 Part 101, power supply against all other inputs and outputs, in accordance with the NAMUR recommendation "Extra-low voltage circuits with protective separation"	
EMC directive	89/336/EEC	
Standards	DIN EN 61326 VDE 0843 Teil 20: 2002-3	
Umgebungsbedingungen	Ambient temperature	0 ... +45 °C / +32 ... +113 °F
	Storage and transport temp	-20 ... +70 °C / -4 ... +158 °F
Power supply	230 V -15 % +10 %, 48 ... 62 Hz, <10 VA, Option 363: 115 V AC	
Schutzklasse	II	
Sensor connection	The meter allows connection of any 2-electrode sensors with banana plug. Special diode plug for 4-electrode sensors.	
Enclosure	Glass-reinforced polyamide 12, stainless steel cover, IP 54 protection, prepared for connecting ZU 6954 attachable stand	
Dimensions (W x H x D)	244 x 95 x 255 mm / 9,61 x 3,74 x 10,04 inches	
Weight	Approx. 2 kg / 4,41 lbs	

*) User defined 1) ± 1 count

Specifications Accessories

Printer

Type	Matrix printer
Interface	Serial RS 232 port
Paper	Standard paper, width: 57.5 mm (2.25 inches)
Baud-rate	4800 bauds
Data bits	7/1 stop bit
Parity	even
Protocol	no
Power supply	230 V AC $\pm 10\%$
Dimensions (W x H x D)	197 x 73 x 153 mm / 7,76 x 2,87 x 6,02 inches
Weight	Approx. 1,2 kg / 2,65 lbs (incl. power pack)

Order No.: ZU 0244**Stand**

Material	Pillar carriage and base Beaker stop, vertical stop, and electrode clasp	anodized aluminum polyamide 12 glass reinforced stainless steel
Carriage stroke	190 mm	
Clamping possibilities	2 x 12 $\pm 0,5$ mm	1 x 4 ... 14 mm
Stop for sample beakers	from $\varnothing 30$... 150 mm	1 x 6 ... 16 mm
Beaker height	Up to 130 mm	
Dimensions (W x H x D)	130 x 300 x 145 mm / 5,12 x 11,81 x 5,71 inches	
Weight	Approx. 410 g / 0,9 lbs	

Order No.: ZU 6954**Immersion stirrer**

Material	Enclosure impeller and shaft	PVC stainless steel
Dimensions	Unit: 250 x $\varnothing 25/12$ mm impeller: $\varnothing 12$ mm immersion depth: approx. 90 mm	
Weight	approx. 140 g / 0,31 lbs	

Order No.: ZU 6955**Plug-in power pack
for immersion stirrer**

Power supply	230 V AC -15% $+6\%$ <8 VA
Cable length	2 m
Weight	Approx. 380 g / 0,84 lbs

Order No.: ZU 6956

703 Laboratory Conductivity Meter

Conductivity sensors for lab and portable meters

SE 202 2-electrode sensor with integrated temperature probe (NTC 30 kOhm) and flow cell. For measurement in low-conductivity solutions such as ultrapure water and boiler feed water, e. g. for monitoring water desalination plants.

SE 204 4-electrode sensor with integrated temperature probe (NTC 30 kOhm). For measurement in natural waters such as surface water or drinking water, in aqueous solutions such as acid and alkaline solutions and for salinity determination of sea water.

With the ZU 6985 4-electrode sensor from Knick, a lab-quality universal conductivity sensor is available. The sensor operates reliably over a broad range from $<1.00 \mu\text{S}/\text{cm}$ to $>1000 \text{ mS}/\text{cm}$. It is equipped with a quick-reacting Pt 1000 temperature probe. It is provided with a glass/platinum measuring system with an easy-to-replace KPG tube. It is simple to clean and requires no platinization.

Conductivity sensors	SE 202	SE 204	ZU 6985
Number of electrodes	2	4	4
Body	Stainless steel 1.4571	Epoxy, black	Glass
Electrode material	Stainless steel 1.4571	Graphite	Platinum, bare
Body length	120 mm	120 mm	110 mm
Body diameter	12 mm	15,3 mm	Tube 16 mm
Temperature probe	NTC (30 kOhm): -5 ... +100 °C	NTC (30 kOhm): -5 ... +100 °C	Pt 1000: -20 ... +100 °C
Immersion depth	min. 30 mm total length incl. Cable	min. 36 mm total length incl. Cable	min. 60 mm max. 80 mm
Pressure resistance	2 bars	2 bars	2 bars
Cell constant	$0,100 \text{ cm}^{-1} \pm 2 \%$	$0,475 \text{ cm}^{-1} \pm 1,5 \%$	$1,19 \text{ cm}^{-1} \pm 1 \%$
Ranges	0,01 ... 200 $\mu\text{S}/\text{cm}$	1 $\mu\text{S}/\text{cm}$... 500 mS/cm	1 $\mu\text{S}/\text{cm}$... 1000 mS/cm
Remarks	Incl. flow cell	-	-



Product line Laboratory conductivity meters and conductivity sensors

Lab Conductivity Meter 703



Unit with power cord, without sensor

Order No.

703

Options

Power supply 115 V AC

363


2-electrode sensor

With stainless steel body incl. flow cell
(ZU 0298 adapter required)**SE 202**

4-electrode sensor

With epoxy body
(ZU 0298 adapter required)**SE 204**

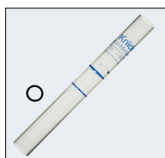
4-electrode sensor



With glass body

ZU 6985

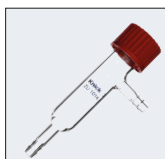
KPG tube



For ZU 6985 4-electrode sensor, incl. O-ring

ZU 0180

Replacement flow cell



For SE 202 2-electrode sensor

ZU 1014

703 Laboratory Conductivity Meter

Product line Accessories

Adapter



For connecting the SE 202 and SE 204 sensors to the 703 Laboratory Conductivity Meter

ZU 0298

Attachable stand



Besides the immersion stirrer, the attachable stand can hold three sensors of any kind. The adjustable stops prevent damage of sensor and beaker glass. Time-consuming adjustment during sample changes has been eliminated. An integrated cable duct does away with the "spaghetti cables" on your benchtop. For ZU 6955 immersion stirrer and three sensors, directly connected to the meter.

ZU 6954

Immersion stirrer



The immersion stirrer reduces sensor response time for measurement and calibration. Precision measurements to DIN 19268 even require stirring. To prevent splattering of test liquid, the stirrer automatically stops as the carriage moves up. The stirrer is supplied via the ZU 6956 plug-in power pack.

ZU 6955

Plug-in power pack



For immersion stirrer ZU 6955

ZU 6956

Temperature probe Pt 1000



für Temperaturmessungen mit geringer Einstellzeit:
Monel 2.4360, -10 ... +100 °C,
Genauigkeitsklasse A gemäß DIN IEC 751

ZU 6959

continued - Product line Accessories**Interface cable**

For meter – computer connection
(special EMC cable)

Order No.**ZU 0152****Lab printer**

With the Lab Printer, you can document your measured ZU 0244 values either at the press of a key or timer-controlled. Also records for QM documentation to ISO 9000 and GLP can be printed out with a single keystroke. The printer is equipped with a replaceable ribbon cartridge and prints on standard paper. It is connected to the 765 Laboratory pH Meter or the 703 Laboratory Conductivity Meter via interface cable.

ZU 0244**Interface cable**

For meter – printer connection

ZU 0245**Printer paper**

For ZU 0244 Lab Printer, 5 rolls


ZU 0249**Ink ribbon**

For ZU 0244 Lab Printer, 5 ribbons

ZU 0250

703 Laboratory Conductivity Meter

continued - Product line Accessories

Conductivity standard		Amount	Order No.
	For determination and checking of cell constants. 1 ampoule for producing 1000 ml 0.1 mol/l NaCl solution (12,88 mS/cm)	1 ampoule	ZU 6945
	For determination and checking of cell constants. Conductivity 12.88 mS/cm $\pm 1\%$ (0.1 mol/l KCl), 250 ml solution, ready for use	250 ml	ZU 0348
	For determination and checking of cell constants. Conductivity 1413 $\mu\text{S}/\text{cm}$ $\pm 1\%$ (0.01 mol/l KCl), 250 ml solution, ready for use	250 ml	ZU 0349
	For determination and checking of cell constants. Conductivity 147 $\mu\text{S}/\text{cm} \pm 1\%$, 500 ml solution, ready for use	500 ml	ZU 0702
	For determination and checking of cell constants. Low conductivity 15 $\mu\text{S}/\text{cm} \pm 5\%$, 300 ml solution, ready for use	300 ml	ZU 0350

Agence Nord:

ZA Object'ifs Sud - Lot A3
6 Allée Emilie du Châtelet
14123 Ifs
tél : 02.31.34.50.74
fax : 02.31.34.55.17



Agence Est:

Parc Club des Tanneries
2 Rue de la Faisanderie
67380 Lingolsheim
tél : 03.88.04.01.81
fax : 03.68.93.01.52

Agence Sud:

Bât Le Venango. 392 Rue Jean Dausset
AGROPARC - BP11575
84916 Avignon Cédex 9
tél : 04.90.27.17.95 fax : 04.90.27.17.52

www.deltalabo.fr
info@deltalabo.fr